



SP-HDPE 積層螺旋管規格表

標稱管徑	品名	圓周孔數	孔徑 mm	內徑 mm±3%	外徑 mm±3%	螺山數 100cm	間距 mm±3%	長度 m	同徑直接頭
3"	SPC-75								SPF75
	SPO-75	5	5	75	92	71±2	14	5	
	SPD-75	5	5						
4"	SPC-100								SPF100
	SPO-100	5	5	100	120	62±2	16	5	
	SPD-100	5	5						
6"	SPC-150								SPF150
	SPO-150	5	5	150	173	56±2	18	5	
	SPD-150	5	5						
8"	SPC-200								SPF200
	SPO-200	7	6	200	234	40±2	24	5	
	SPD-200	7	6						
10"	SPC-250								SPF250
	SPO-250	7	7	250	285	36±2	27	5	
	SPD-250	7	7						
12"	SPC-300								SPF300
	SPO-300	7	8	300	340	34±2	29	5	
	SPD-300	7	8						
16"	SPC-400								SPF400
	SPO-400	9	9	400	450	26±2	38	5	
	SPD-400	9	9						
20"	SPC-500								SPF500
	SPO-500	11	10	500	566	22±2	45	5	
	SPD-500	11	10						
24"	SPC-600								SPF600
	SPO-600	13	11	600	676	18±2	56	5	
	SPD-600	13	11						
32"	SPC-800								SPF800
	SPO-800	13	11	800	903	14±2	68	5	
	SPD-800	13	11						
40"	SPC-1000								SPF1000
	SPO-1000	18	11	1000	1030	12±2	83	5	
	SPD-1000	18	11						


* 本公司保持修改權利



SPC : 全圓周無孔

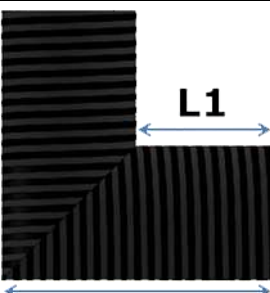
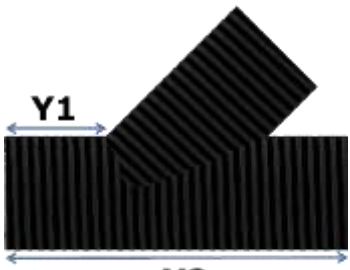
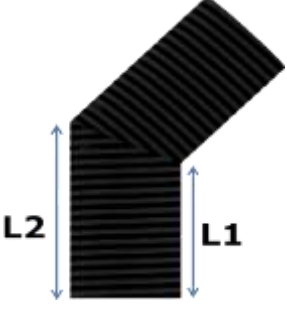





SPO : 全圓周有孔



SPD : 2/3 圓周有孔

SP-HDPE 積層螺旋管 異型接頭規格表

 L 接頭規格表			 Y 接頭規格表			 L45° 接頭規格表		
編號	L1 cm	L2 cm	編號	Y1 cm	Y2 cm	編號	L1 cm	L2 cm
SPC-75L	9.3	18.5	SPC-75Y	9.3	31.7	SPC-75L45	9.3	13.1
SPC-100L	10.7	22.7	SPC-100Y	10.7	38.3	SPC-100L45	10.7	15.6
SPC-150L	12.0	29.3	SPC-150Y	12.0	48.5	SPC-150L45	12.0	19.2
SPC-200L	13.3	36.7	SPC-200Y	13.3	59.8	SPC-200L45	13.3	23.0
SPC-250L	14.7	43.2	SPC-250Y	14.7	69.6	SPC-250L45	14.7	26.5
SPC-300L	16.7	50.7	SPC-300Y	16.7	81.4	SPC-300L45	16.7	30.7
SPC-400L	20.0	65.0	SPC-400Y	20.0	103.6	SPC-400L45	20.0	38.6
SPC-500L	23.3	79.9	SPC-500Y	23.3	126.7	SPC-500L45	23.3	46.8
SPC-600L	26.7	94.3	SPC-600Y	26.7	148.9	SPC-600L45	26.7	54.7
SPC-800L	30.0	120.3	SPC-800Y	30.0	187.7	SPC-800L45	30.0	67.4
SPC-1000L	33.3	146.3	SPC-1000Y	33.3	226.4	SPC-1000L45	33.3	80.1

 T 接頭規格表			 + 接頭規格表			 D 封口塞頭規格表		
編號	T1 cm	T2 cm	編號	+1 cm	+2 cm	編號	D1 cm	D2 cm
SPC-75T	9.3	27.9	SPC-75T	9.3	27.9	SPC-75D	9.3	14.2
SPC-100T	10.7	33.3	SPC-100+	10.7	33.3	SPC-100D	10.7	17.0
SPC-150T	12.0	41.3	SPC-150+	12.0	41.3	SPC-150D	12.0	22.3
SPC-200T	13.3	50.1	SPC-200+	13.3	50.1	SPC-200D	13.3	28.4
SPC-250T	14.7	57.8	SPC-250+	14.7	57.8	SPC-250D	14.7	33.5
SPC-300T	16.7	67.3	SPC-300+	16.7	67.3	SPC-300D	16.7	39.0
SPC-400T	20.0	85.0	SPC-400+	20.0	85.0	SPC-400D	20.0	50.0
SPC-500T	23.3	103.3	SPC-500+	23.3	103.3	SPC-500D	23.3	61.6
SPC-600T	26.7	120.9	SPC-600+	26.7	120.9	SPC-600D	26.7	72.6
SPC-800T	30.0	150.3	SPC-800+	30.0	150.3	SPC-800D	30.0	95.3
SPC-1000T	33.3	179.7	SPC-1000+	33.3	179.7	SPC-1000D	33.3	118.0